


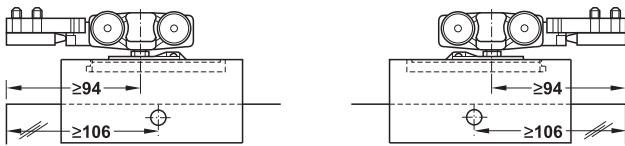
### Classic 40-N Sliding door fitting

For door weights up to 40 kg,  
clamped door connection

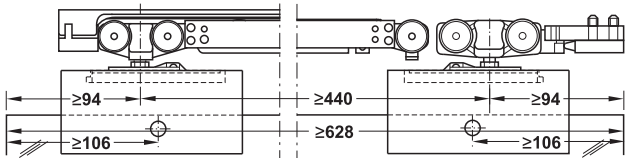


- Area of application: For 1-leaf and 2-leaf sliding doors
- Suitable for: Tempered safety glass
- For glass thickness: Tempered safety glass: 8 mm
- Adjustment facility: Door height adjustable
- Installation: Suspension with flange clip, positive-fit glass clamp connection (without tools)
- Door weight: ≤40 kg per door

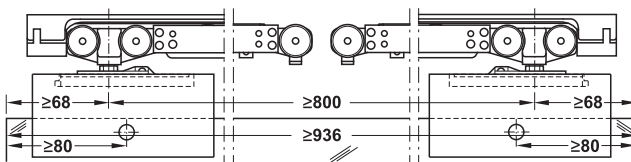
#### Soft closing versions overview



Version **A** without soft and self closing mechanism

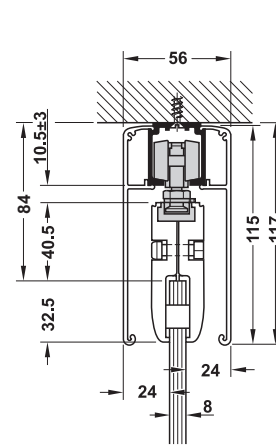


Version **B** with soft and self closing mechanism on one side

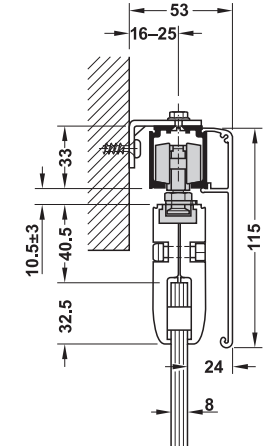


Version **E** with soft and self closing mechanism on both sides (2 x one-sided)

#### Ceiling installation and wall mounting

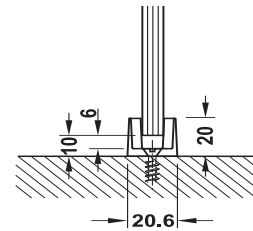


Ceiling installation

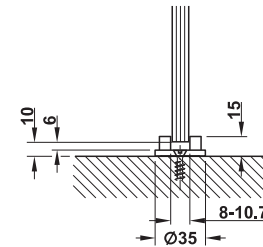


Wall mounting with clip panel and mounting bracket

#### Floor guides

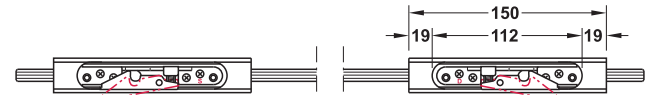


Standard floor guide



Floor guide with zero clearance

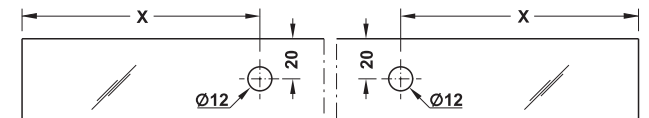
#### Installation



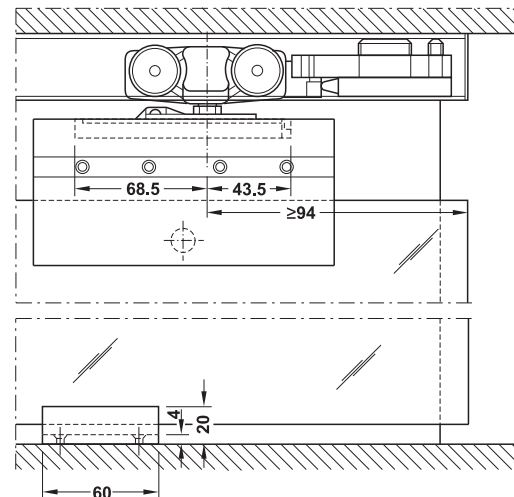
Left flange clip

Right flange clip

#### Opening size



For dim. X see "Soft closing versions overview"



Section trolley hanger and guide

DGH-B-INT 2010; HDE-en, 06/10; Dimensional data not binding. We reserve the right to alter specifications without notice.