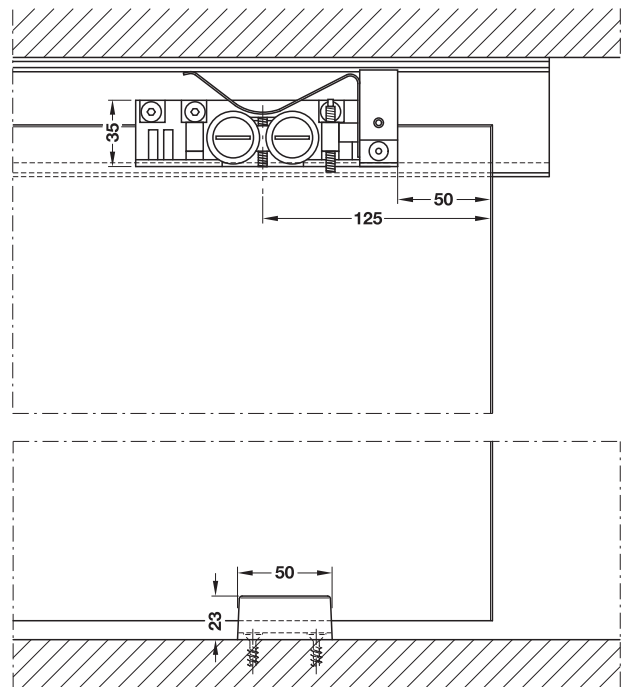


## Agile 150 Sliding door fitting

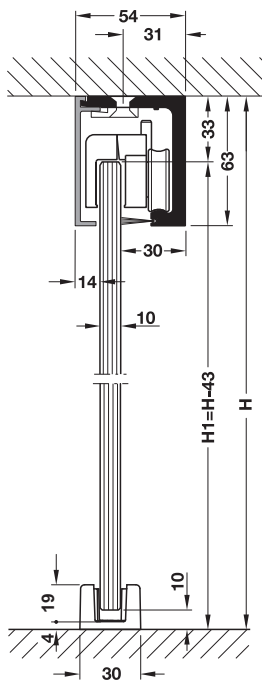
For door weights up to 150 kg,  
clamped door connection



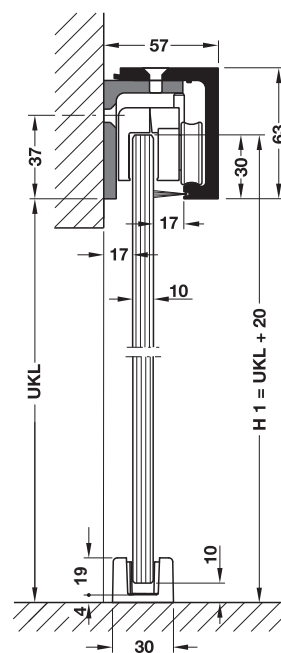
- Area of application: For 1-leaf and 2-leaf sliding doors
- For glass thickness: 8, 10 and 12 mm
- Door weight: ≤150 kg per door
- Installation: Suspension by glass clamp connection, wall mounting or ceiling installation (optional)
- Floor tolerances of ±5 mm can be compensated with the floor guide.



Section trolley hanger and floor guide



Example ceiling installation  
(H = internal height,  
H1 = glass height)



Example wall mounting  
(H1 = glass height,  
UKL = lower edge of running  
track)



7