

→ Design 60-W Set

	Cat. No.
For 1-leaf sliding doors without running track	940.73.000

Packing: 1 piece

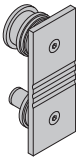

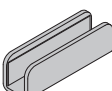
Order reference

Order 2 sets for 2-leaf sliding doors.

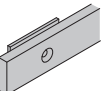


→ Supplied with

Note

Set components cannot be ordered individually.

		Material	Finish	For 1 door
Running gear, 1 roller, including anti-derailment device		Stainless steel	Matt	2 pieces
Stopper, left and right				2 pieces
Floor guide				1 piece

→ Tracks and accessories

		Material	Finish	Length mm	Cat. No.
Running track, pre-drilled, for wall mounting, for opening ≤700 mm (door width ≤750 mm)		Stainless steel	Matt	1500	940.73.915
Running track, pre-drilled, for wall mounting, for opening ≤800 mm (door width ≤850 mm)				1700	940.73.917
Running track, pre-drilled, for wall mounting, for opening ≤900 mm (door width ≤950 mm)				1900	940.73.919
Running track, pre-drilled, for wall mounting, for opening ≤1,000 mm (door width ≤1,050 mm)				2100	940.73.921
Running track, pre-drilled, for wall mounting, for opening ≤1,100 mm (door width ≤1,150 mm)				2300	940.73.923
Handle on one side, including glass fixings for glass thicknesses 8 – 10 mm		Stainless steel	Matt	500	903.01.470
Handle on both sides, including glass fixings for glass thicknesses 8 – 10 mm				500	903.01.480

Door handles for sliding doors ▶ AH 1.105

Accessories ▶ AH 7.130

Door seals for sliding doors ▶ AH 7.132

Flush pull handles ▶ AH 7.174

Sliding door locks ▶ AH 8.56